



## CXL 70-3C/...

COLLINEAR, 3 DBD BASE STATION AND MARINE ANTENNA FOR THE 450 MHz BAND

### CXL 70-3C/...

Collinear, 3 dBd Base Station and Marine Antenna for the 450 MHz Band

- CXL 70-3C/... is a 3 dBd, vertically polarized, omnidirectional base station and marine antenna, which covers the 380 – 470 MHz band in 4 models with up to 10 MHz overlap.
- The antenna is provided with our “C” universal fixation bracket made of epoxy-coated, seawater resistant aluminium. The accompanying U-bolts and fittings are made of stainless steel.

#### DESCRIPTION

- CXL 70-3C/... can be mounted on 27 to 65 mm dia. mast tubes, and it is possible to lead the cable either along the inside or on the outside of the mast tube.
- The carefully designed radiating element is sealed in a high-quality, conical glass fibre tube with low wind-load, which will ensure performance undisturbed by corrosive environments.
- To substantially reduce noise caused by atmospherical discharges, all metal parts in the antenna are DC-grounded. Consequently, the antenna shows a DC-short across the coaxial cable.
- The exceptional mechanical capabilities of this antenna ensures long dependable service in all environments.

#### ORDERING DESIGNATIONS

TYPE	PRODUCT NO.	FREQUENCY
CXL 70-3C/s	100000113	380 – 410 MHz
CXL 70-3C/f	100000109	406 – 430 MHz
CXL 70-3C/l	100000112	420 – 450 MHz
CXL 70-3C/h	100000110	440 – 470 MHz



#### SPECIFICATIONS

ELECTRICAL	
MODEL	CXL 70-3C/...
ANTENNA TYPE	Collinear, broad-banded
FREQUENCY	30 MHz wide frequency segments within 380 – 470 MHz. See model survey.
IMPEDANCE	Nom. 50 Ω
RADIATION	Omnidirectional
POLARIZATION	Vertical
GAIN	5 dBi 3 dBd
HALF POWER BEAMWIDTH	30°
BANDWIDTH	30 MHz
SWR	≤ 1.5
MAX. POWER	150 W
ANTISTATIC PROTECTION	All metal parts DC-grounded (Connector shows a DC-short)



## CXL 70-3C/...

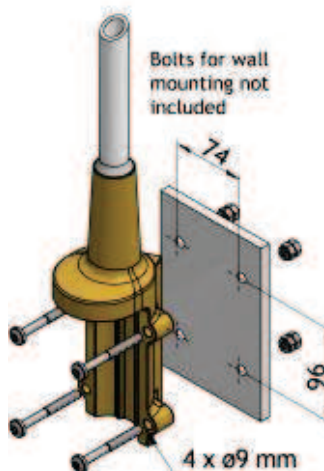
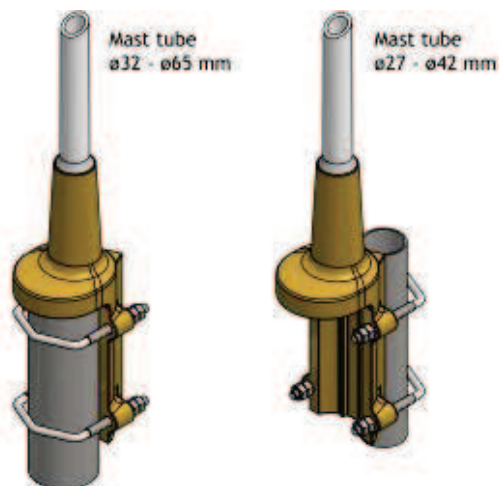
COLLINEAR, 3 DBD BASE STATION AND MARINE ANTENNA FOR THE 450 MHz BAND

MECHANICAL	
TEMP. RANGE	-30°C ÷ 70°C
CONNECTOR	N-female
WIND SURFACE	0.032 m²
WIND LOAD	40 N @ 160 km/h
COLOUR	Marine white
MATERIALS	Shroud: Polyurethane-coated glass fibre Mounting bracket: Seawater resistant aluminium, epoxy-coated Clamps: Stainless steel
TOTAL HEIGHT	Approx. 1.45 m (dep. on freq.)
DIA. IN TOP END	16 mm
DIA. IN BOTTOM END	25 mm
WEIGHT	Approx. 2.4 kg
MOUNTING	On 27 – 65 mm dia. mast tube

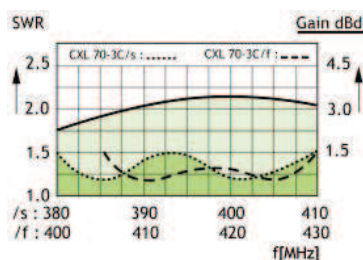
### TYPICAL RADIATION PATTERN (H-PLANE)



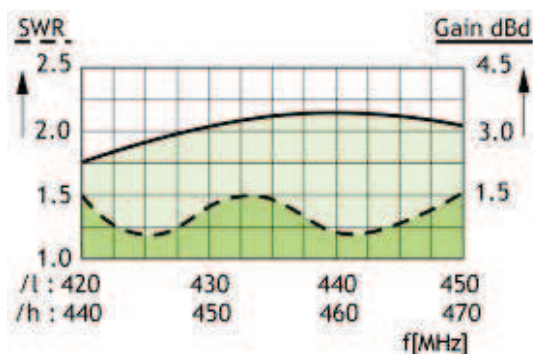
### MULTI-PURPOSE MOUNTING BRACKET



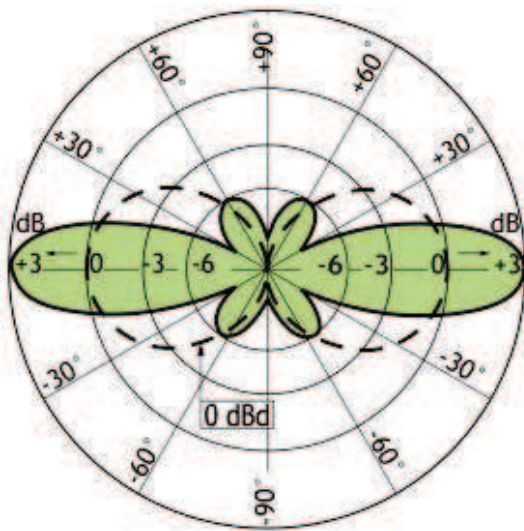
### TYPICAL GAIN AND SWR CURVES



### TYPICAL GAIN AND SWR CURVES



### TYPICAL RADIATION PATTERN (E-PLANE)



PROCOM A/S reserve the right to  
amend specifications without prior notice