



CXL 70-5C/T-7/...

COLLINEAR, 5 DBD BASE STATION ANTENNA AND MARINE ANTENNA WITH 7 DEGREES ELECTRICAL DOWNTILT

CXL 70-5C/T-7/...

Collinear, 5 dBd Base Station Antenna and Marine Antenna with 7 degrees electrical downtilt

- CXL 70-5C/T-7/... is a 5 dBd, vertically polarized, omnidirectional base station and marine antenna, covering the 380 - 470 MHz band.
- The antenna is provided with our "C" universal fixation bracket made of epoxy-coated, seawater-resistant aluminium. The accompanying U-bolts and fittings are made of stainless steel.

DESCRIPTION

- CXL 70-5C/T-7/... can be mounted on 27 to 65 mm dia. mast tubes and it is possible to lead the cable either along the inside or on the outside of the mast tube.
- The carefully designed radiating element is sealed in a high-quality, conical glass fibre tube with low wind-load, ensuring a performance undisturbed by corrosive environments.
- To substantially reduce noise caused by atmospheric discharges, all metal parts in the antenna are DC-grounded. Consequently, the antenna shows a DC-short across the coaxial cable.
- The exceptional mechanical capabilities of this antenna ensure long dependable service in all environments.

ORDERING DESIGNATIONS

TYPE	FREQUENCY	PRODUCT NO.
CXL 70-5C/T-7/s	380 - 400 MHz	Contact for availability
CXL 70-5C/T-7/f	410 - 430 MHz	100000478
CXL 70-5C/T-7/l	430 - 450 MHz	100000536
CXL 70-5C/T-7/h	450 - 470 MHz	100000459



SPECIFICATIONS

ELECTRICAL	
MODEL	CXL 70-5C/T-7/...
ANTENNA TYPE	Collinear, broad-banded
FREQUENCY *	380 - 470 MHz
IMPEDANCE	Nom. 50 Ω
RADIATION	Omnidirectional
POLARIZATION	Vertical
GAIN	5 dBd (7 dBi)
ELECTRICAL TILT *	7°
HALF POWER BEAMWIDTH	14°
BANDWIDTH	20 MHz
SWR	≤ 1.5
MAX. POWER	250 W
ANTISTATIC PROTECTION	All metal parts DC-grounded (Connector shows a DC-short)



CXL 70-5C/T-7/...

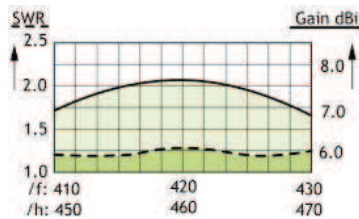
COLLINEAR, 5 DBD BASE STATION ANTENNA AND MARINE ANTENNA WITH 7 DEGREES ELECTRICAL DOWNTILT

MECHANICAL	
ENVIRONMENTAL CONDITIONS	CXL 70-5C/T-7... is designed and tested by the SP Technical Research Institute of Sweden to operate under the environmental conditions as described in ETSI EN 300 019-2-4 Class 4.1 E.
TEMP. RANGE	-55°C ÷ 70°C
MAX WIND SPEED	200km/h (125 mph)
INGRESS PROTECTION LEVEL	IP 66
WIND SURFACE	0.14 m ²
WIND LOAD	168 N @ 160 km/h
CONNECTOR	N-female
COLOUR	Marine white (RAL 9010)
MATERIALS	Shroud: Polyurethane-coated glass fibre Mounting bracket: Seawater resistant aluminium, epoxy-coated Clamps: Stainless steel
TOTAL HEIGHT	3.0 m
DIA. IN TOP END	40 mm
DIA. IN BOTTOM END	40 mm
WEIGHT	Approx. 4.3 kg
MOUNTING	On 27 - 65 mm dia. mast tube

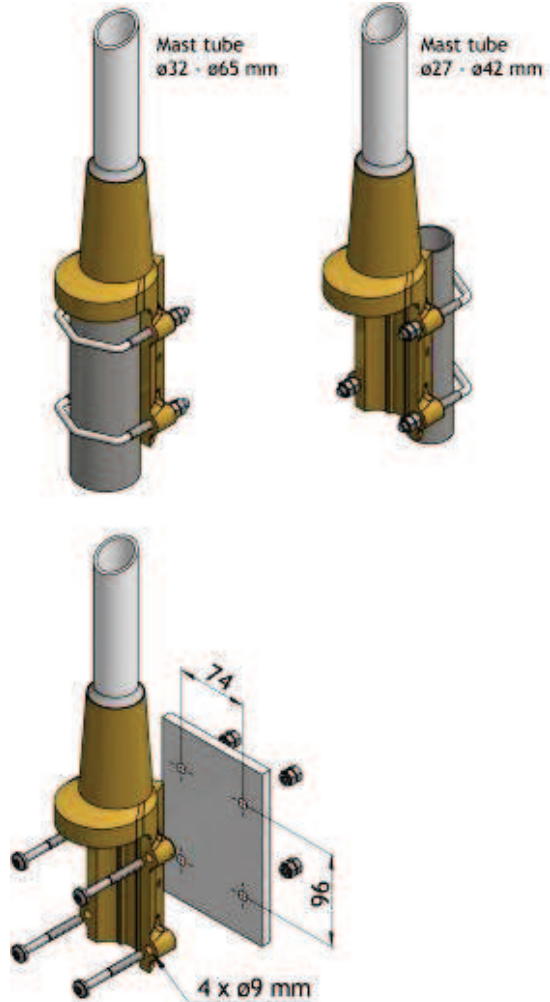
* The average gain is 5 dBd within the frequency band for 7° electrical downtilt.

Other electrical downtilt available on request.

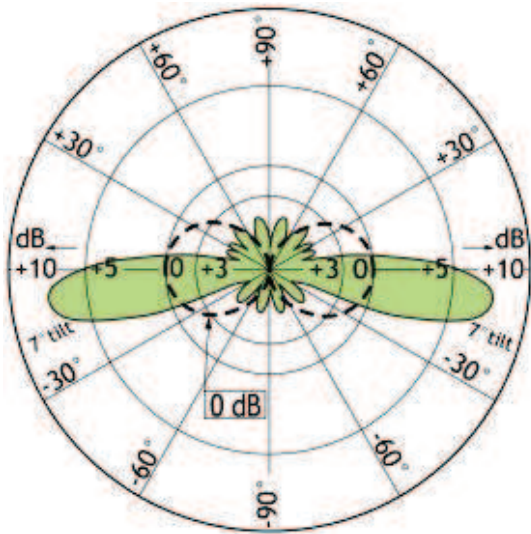
TYPICAL GAIN AND SWR CURVES



MULTI-PURPOSE MOUNTING BRACKET



TYPICAL RADIATION PATTERN (E-PLANE)



CXL 70-5C/T-7/...

COLLINEAR, 5 DBD BASE STATION ANTENNA AND MARINE ANTENNA WITH 7 DEGREES ELECTRICAL DOWNTILT



PROCOM A/S reserve the right to
amend specifications without prior notice